

**PC 1500/PC 2700**

# **PERFORMANCE PACKAGE VW CRAFTER WITH PC CRANE**

**LIFETIME EXCELLENCE**



# PC CRANES

## PC 1500 COMPACT

## PC 2700 COMPACT

### 7 Highlights



#### Hydraulic overload protection

In-built safety function

In the CE version, PC 2700 is equipped with hydraulic overload protection. When the load limits are reached, all movements that could further increase the lifting moment are stopped.



#### Slewing mechanism

Maximum performance in minimal space

Greater cost-efficiency thanks to lightweight, easy-to-maintain worm drive that allows precise slewing of the crane.



#### Control console

Communication with the operator

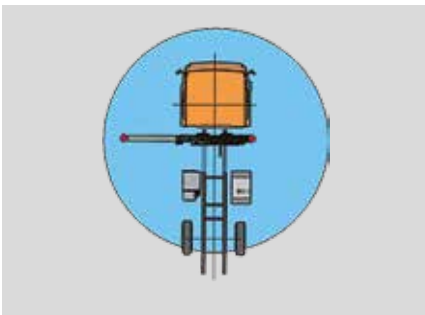
The control console can be positioned as desired and protects the hydraulic control block against damage. In the CE version, the PC 2700 is equipped with a control stand on both sides.



#### Internal oil feeds

Max. protection thanks to compact design

The internal oil ducts enable a compact extension boom system design and ensure maximum protection against damage.



#### Stability monitoring system

Easy and safe

In the CE version, PC 2700 is equipped with a stability monitoring system. The crane can only be operated safely when the outrigger and stabilizers are fully extended.



#### Cable winch

The perfect complement

A cable winch vastly increases the potential applications of a PC crane. With a lifting power of 800 kg, it is the ideal solution for small cranes. Also available with an extension stop and limit switch.



#### Radio remote control

Ergonomic one-hand operation

We also offer a proportional remote control for the smallest PALFINGER cranes. Ergonomic, robust and low cost. The control valve and receiver are protected inside a metal case.

## Technical specifications

### EN 12999 H1-B2

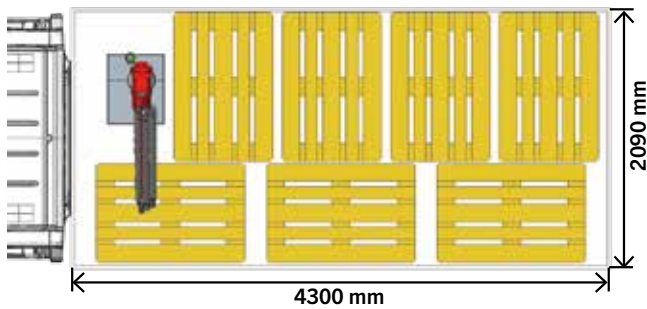
	PC 1500	PC2700
Max. lifting moment	1.4 mt/13.6 kNm	2.6 mt/25.8 kNm
Max. lifting capacity	990 kg/9.7 kN	2000 kg/19.6 kN
Max. hydraulic outreach	3.1 m	5.0 m
Max. manual outreach	4.2 m	6.0 m
Slewing angle	325°	325°
Slewing torque	0.20 mt/2.0 kNm	0.31 mt/3.0 kNm
Fitting space required (std.)	0.40 m	0.40 m
Width folded	0.64 m	0.77 m
Max. operating pressure	200 bar	200 bar
Recommended pump capacity	6 l/min.	9 l/min.
Dead weight (std.)	164 kg	207 kg



## Loading dimensions

### Maximum loading dimensions:

Short wheelbase: max. 5 euro pallets  
 Long wheelbase: max. 7 euro pallets



VW Crafter with right positioned crane (also left position possible), long wheelbase, simple cabin with load platform: up to max. 7 euro pallets

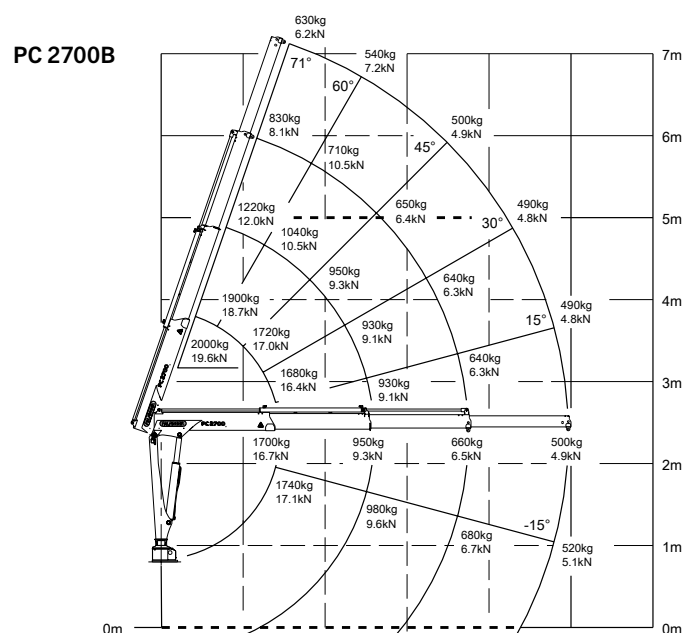
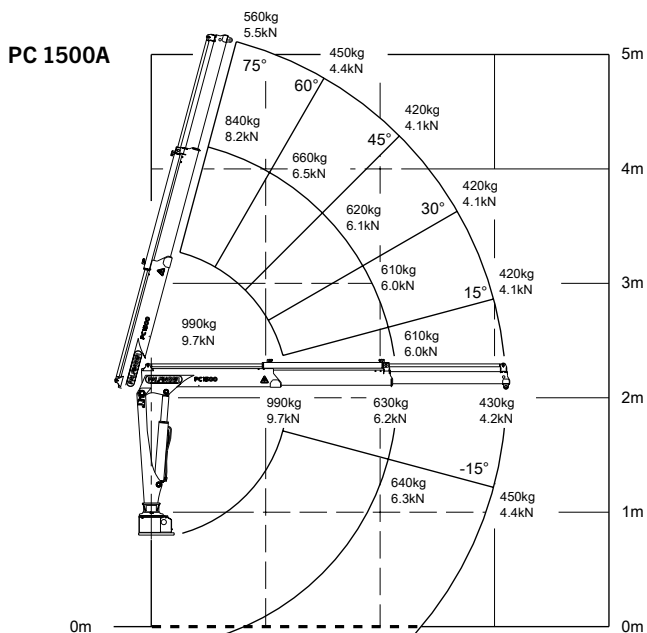
### Weight/Payload:

- PC 1500A ca. 164 kg (incl. Kit 447 kg) max. payload ca. 812 kg
- PC 2700B ca. 228 kg (incl. Kit 563 kg) max. payload ca. 696 kg

For a 75 kg truck driver, these conditions are required:

- Kit with PC 1500A and manual control
- Truck model VW Crafter 35 (L3)
- 20 % filled fuel tank (max. vol. 75 l)
- Wheelbase 3640 mm
- With Scattolini platform (3505 mm x 2043 mm x 400 mm)

## Lifting capacity diagram





Cranes shown in the leaflet are partially optional equipped and do not always correspond to the standard version. Country-specific regulations must be observed. Dimensions may vary. Subject to technical changes, errors and translation mistakes.